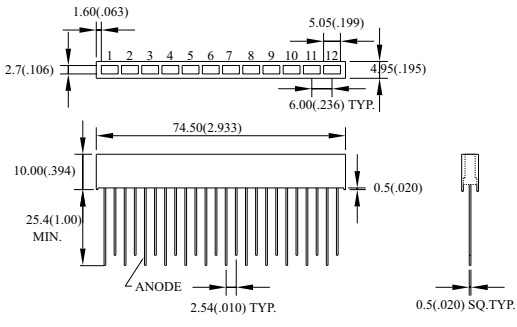
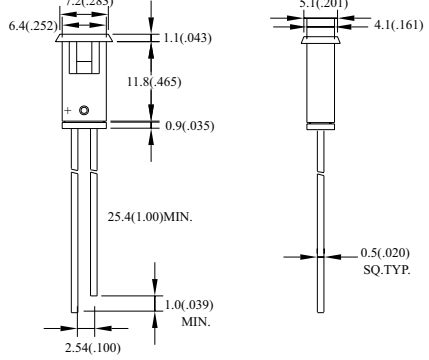
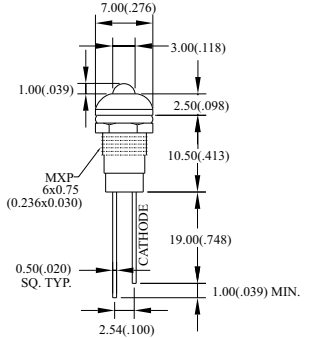
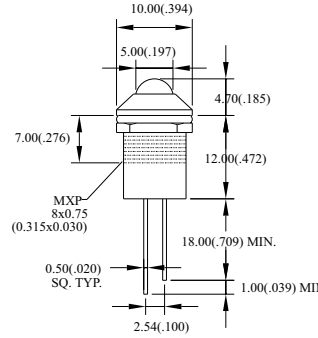
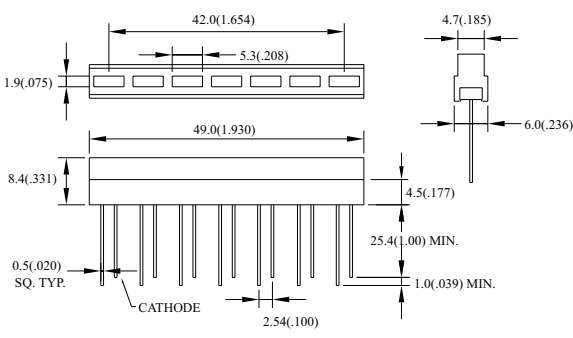
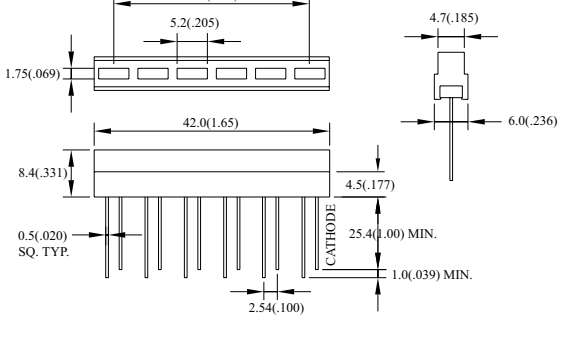
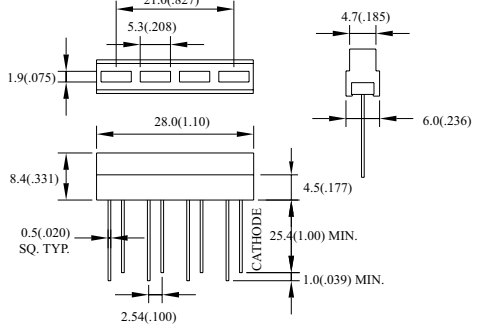
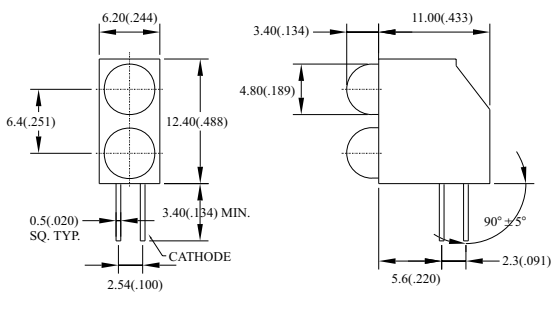


H-15 BL-C24/xx-32J Series	H-16 BL-C25/xx-37 Series
 <p>Technical drawing of BL-C24/xx-32J Series lamp holder assembly. Dimensions include: 1.60(.063), 2.7(.106), 1.60(.063), 5.05(.199), 4.95(.195), 6.00(.236) TYP., 74.50(2.933), 10.00(.394), 25.4(1.00) MIN., 0.5(.020), ANODE, 2.54(.010) TYP., 0.5(.020) SQ. TYP.</p>	 <p>Technical drawing of BL-C25/xx-37 Series lamp holder assembly. Dimensions include: 7.2(.283), 6.4(.252), 1.1(.043), 11.8(.465), 0.9(.035), 25.4(1.00) MIN., 1.0(.039) MIN., 2.54(.100), 5.1(.201), 4.1(.161), 0.5(.020) SQ. TYP.</p>
H-17 BL-C26/xx-31 Series	H-18 BL-C27/xx-34 Series
 <p>Technical drawing of BL-C26/xx-31 Series lamp holder assembly. Dimensions include: 7.00(.276), 3.00(.118), 1.00(.039), 2.50(.098), 10.50(.413), 19.00(.748), 0.50(.020) SQ. TYP., 1.00(.039) MIN., 2.54(.100), MXP-6x0.75 (0.236x0.030), CATHODE.</p>	 <p>Technical drawing of BL-C27/xx-34 Series lamp holder assembly. Dimensions include: 10.00(.394), 5.00(.197), 4.70(.185), 7.00(.276), 12.00(.472), 18.00(.709) MIN., 0.50(.020) SQ. TYP., 1.00(.039) MIN., 2.54(.100), MXP-8x0.75 (0.315x0.030), CATHODE.</p>
H-19 BL-C28/xx-38 Series	H-20 BL-C28A/xx-38 Series
 <p>Technical drawing of BL-C28/xx-38 Series lamp holder assembly. Dimensions include: 42.0(1.654), 5.3(.208), 1.9(.075), 4.7(.185), 49.0(1.930), 6.0(.236), 8.4(.331), 4.5(.177), 25.4(1.00) MIN., 1.0(.039) MIN., 0.5(.020) SQ. TYP., CATHODE, 2.54(.100).</p>	 <p>Technical drawing of BL-C28A/xx-38 Series lamp holder assembly. Dimensions include: 35.0(1.38), 5.2(.205), 1.75(.069), 4.7(.185), 42.0(1.65), 6.0(.236), 8.4(.331), 4.5(.177), 25.4(1.00) MIN., 1.0(.039) MIN., 0.5(.020) SQ. TYP., CATHODE, 2.54(.100).</p>
H-21 BL-C28B/xx-38 Series	H-22 BL-C29/xx-33N Series
 <p>Technical drawing of BL-C28B/xx-38 Series lamp holder assembly. Dimensions include: 21.0(.827), 5.3(.208), 1.9(.075), 4.7(.185), 28.0(1.10), 6.0(.236), 8.4(.331), 4.5(.177), 25.4(1.00) MIN., 1.0(.039) MIN., 0.5(.020) SQ. TYP., CATHODE, 2.54(.100).</p>	 <p>Technical drawing of BL-C29/xx-33N Series lamp holder assembly. Dimensions include: 6.20(.244), 3.40(.134), 11.00(.433), 6.4(.251), 4.80(.189), 12.40(.488), 0.5(.020) SQ. TYP., 3.40(.134) MIN., CATHODE, 2.54(.100), 90°±5°, 5.6(.220), 2.3(.091).</p>

Notes : 1.All Dimensions are in millimeters (inches).  
2.Tolerance is  $\pm 0.25\text{mm}$  (.010").